

Solis

FUTURE IS NOW

4 CYLINDER TURBOCHARGED ENGINE



ADVANCE EUROPEAN AERODYNAMIC STYLING



FACTORY FITTED FRONT WEIGHTS



STYLISH TWIN PROJECTOR LAMPS



SUPER STRONG OIL IMMERSER BRAKES



SUPERSYNCHRO SHUTTLE TRANSMISSION WITH CREEPER SPEED



FRONT FENDER



S-BOOST HYDRAULICS LIFTING CAPACITY 2500 KG












9220N










SHUTTLE XL

SUPER SYNCHRO >> GEAR SHIFT ON THE GO >>>

www.solistractors.com

FEATURES	Solis 9220N
ENGINE 	
Engine Type	4 Cylinder Turbocharged Engine
Emmission	Stage 2
HP Category	90 HP
No. of Cylinders	4
Aspiration	Turbocharged
Cubic Capacity (cc)	4087
Rated RPM	2200
Air Cleaner	Dry Air Cleaner with Clogging Sensor
Max Torque (Nm)	339Nm @ 1300 (Stage 2)
Exhaust	Underhood Downdraft Towards the Floor
TRANSMISSION 	
Clutch	Double Clutch
Gearbox	12F+12R
Front Axle	4WD
Transmission	Carraro Synchromesh Shuttle Transmission with Creeper.
SPEED (FORWARD) 	
Maximum Speed (Km/Hr)	31.10 KMPH (with Agri Tyre)
Minimum Speed (Km/Hr)	0.50 KMPH (with Agri Tyre)
BRAKES 	
Brakes	Oil Immeresed Brake
Type of Actuation	Mechanical
Parking Brake	Independent Type
DIFFERENTIAL LOCK 	
Differential Lock	Yes, Foot Operated
PTO 	
PTO (RPM)	540/540E
PTO (Actuation)	Mechanical
STEERING 	
Steering	Power
ELECTRICAL 	
Battery	12V, 85Ah
Alternator	12V, 90Amp
Seven Pin Trailer Socket	Yes
HYDRAULICS 	
3 Point Linkage	CAT-II

FEATURES	Solis 9220N
Stay Bars	Standard
Hydraulic Lifting Capacity (Kg)	2500
Auxiliary Hydraulic Circuit	2DA/2SA/3DA (Optional)
SAFETY SWITCH 	
Clutch Safety Switch	Standard
PTO Safety Switch	Standard
Neutral Safety Switch	Standard
CAPACITY (LTRS)(+/-5%) 	
Fuel Tank (Ltr.)	73
TURNING RADIUS 	
Without Brakes (m)	4.58
TYRE 	
Front	8-18
Rear	14.9-24
DIMENSION (+/-5%) (4WD/2WD) 	
Weight (Kg)	2490-2885
Overall Length (mm)	4020-4245
Overall Width (mm)	1475-1606
Overall Height (mm)	2630
Wheel Base (mm)	2310
Min. Ground Clearance (mm)	255-320
Front Wheel Track Agri (mm)	1150-1286
Rear Wheel Track Agri (mm)	1080-1125
OTHERS 	
Fuel Indicator Gauge	Standard
Front Tow Hook	Standard, Inbuilt in Front Weight
Front & Rear Weights with Std. Ballast	Front-72 Kg + 6x31 Kg Front Removal Weight. / Rear 1*30 Kg At Each Wheel
Trailer Hitch	Swinging Drawbar
Front Mudguard	Standard
OPTIONAL FEATURES 	
Tyres	4WD 1) Front Tyre: 260/70R16 Rear Tyre: 360/70R24 2) Front Tyre: 280/70R18 Rear Tyre: 360/70R28 3) Front Tyre: 280/70R18 Rear Tyre: 420/70R24 4) Front Tyre: 6.5x16 Rear Tyre: 360/70/R28 5) Front Tyre: 6.0x16 Rear Tyre: 360/70/R24 6) Front Tyre: 6.5x16 Rear Tyre: 420/70R24
	2WD
Cabin	HVAC

*Data and specifications are subject to change without any advance notice due to continuous product improvement and development. All Dimensions are with standard tyres.

Empowering all the farmers with matchless ergonomics, Solis 9220N assures smooth performance with effortless manoeuvres and dynamic balance in the fields. The power steering and high backup torque with a lifting capacity of 2500Kg enable optimum productivity in the fields. The sleek & stylish body makes this tractor perfect for vineyard & orchard farming.



Dealership stamp

INTERNATIONAL TRACTORS LIMITED

International Business Office: Teri School of Advanced Studies, Plot No.10, Institutional Area, Vasant Kunj, New Delhi-110070 (India)
Phone: +91 11 66 45 5200 | Work: Jalandhar Road, Hoshiarpur - 146022, Punjab (India) | Phone: +91-01882-522220/ 522221
Fax: +91- 01882-522222 | Email: info@solisworld.com | URL: www.solistractors.com